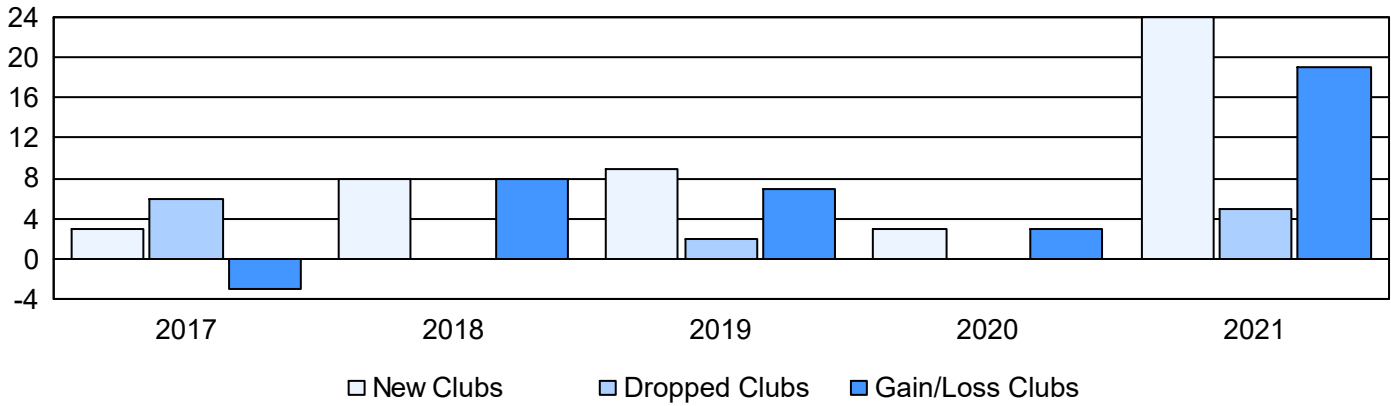
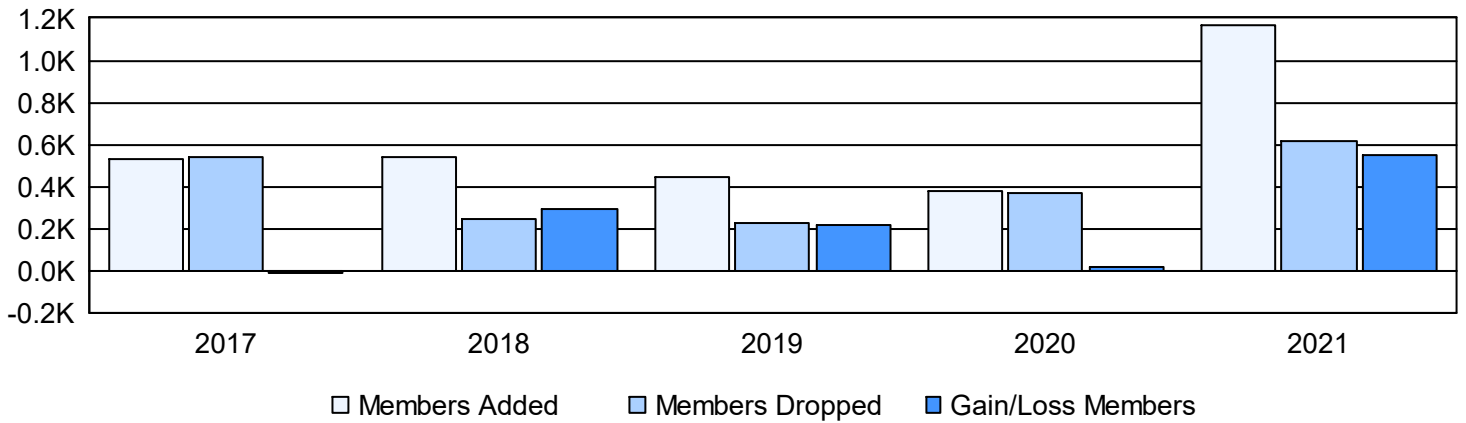


Year	New Clubs	Dropped Clubs	Gain/ Loss Clubs	New Members	Charter Members	Reinstate Members	Transfer Members	Total Member Added	Total Members Dropped	Gain/ Loss Members
2016-2017	3	6	-3	408	84	34	2	528	543	-15
2017-2018	8	0	8	300	216	24	1	541	244	297
2018-2019	9	2	7	212	224	9	1	446	229	217
2019-2020	3	0	3	274	76	22	7	379	364	15
2020-2021	24	5	19	573	554	18	23	1,168	617	551
Average	9	3	7	353	231	21	7	612	399	213

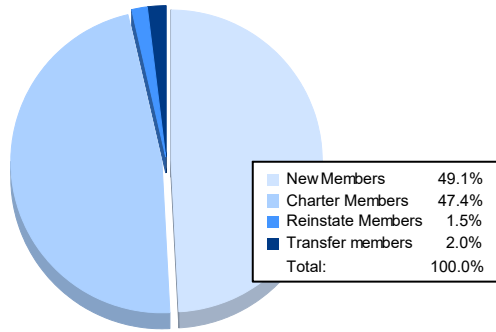
Clubs



Members



Membership Composition June 2021 Cumulative



Gender Composition June 2021 Cumulative

